





RISE Casework Participant LMS Guide



Your Step-by-Step Guide to Completing the RISE Casework Program




Contents

<i>RISE Casework Participant LMS Guide</i>	1
<i>Content Warning & Participant Wellbeing</i>	3
<i>Troubleshooting & Support</i>	3
<i>What You'll Need to Complete the Modules</i>	3
<i>Step-by-Step Instructions</i>	4
<i>Stay Connected</i>	6



We recognise and respect that Aboriginal and Torres Strait Islander people are first peoples and traditional owners of this country. We pay our respects to Elders both past and present and extend that respect to all Indigenous peoples of this land. We acknowledge the rich and diverse Cultures and the long history of Indigenous Australia. We understand the important role of maintaining these rich Cultures and the ongoing relationship with the land.

©2025 Curijo Pty Ltd. All Rights Reserved.



Content Warning & Participant Wellbeing

Some topics and case examples explored throughout this training may be distressing or emotionally challenging for participants.

Please feel free to step away from the training at any time if needed and debrief with your manager, supervisor, or an appropriate support person.

Additional wellbeing support services include **Lifeline** (13 11 14), **Beyond Blue** (1300 22 4636), and **13YARN** (13 92 76). Participants are encouraged to prioritise their wellbeing throughout the training process.

Troubleshooting & Support

If you experience any issues accessing or completing the module or quizzes, please contact your workplace IT team or email our designated support staff below.

Support Email: Info@Curijo.com.au

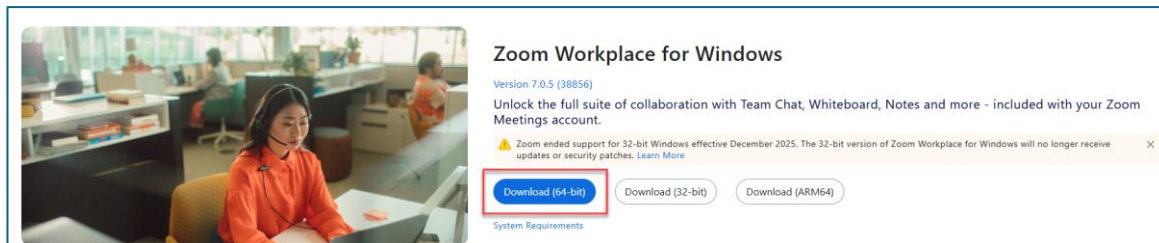
What You'll Need to Complete the Modules

Before getting started, please ensure you have:

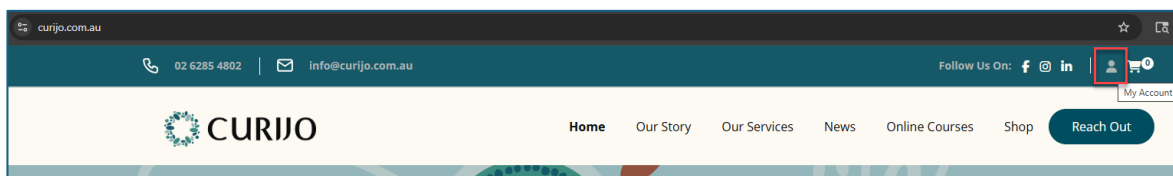
- A stable internet/Wi-Fi connection
- A working laptop or computer
- Access to sound/audio (headphones or speakers)
- A functioning camera/webcam
- A quiet space free from distractions
- Your login details and access to the training platform

Step-by-Step Instructions

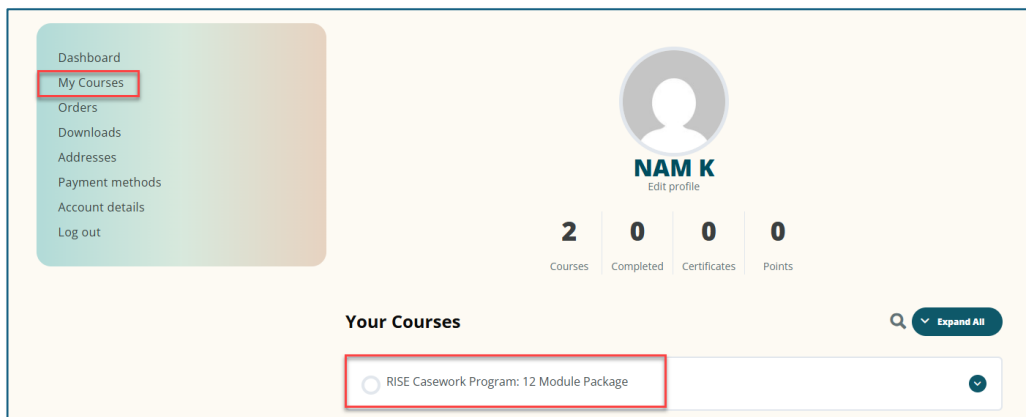
1. Download Zoom Workplace for Desktop using the link.
[Download Center for Zoom Apps and Plugins | Zoom](#)



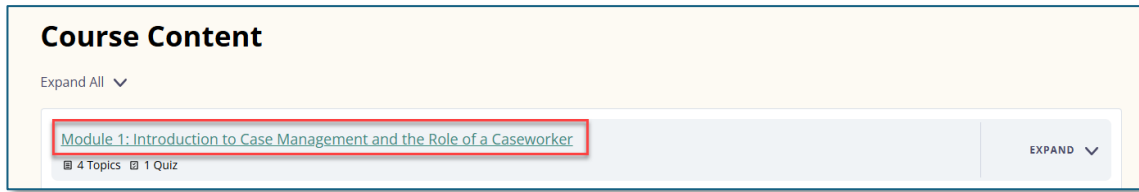
2. On the day of the course, log into your Curijo Account. Go to www.curijo.com.au and click on the person icon.



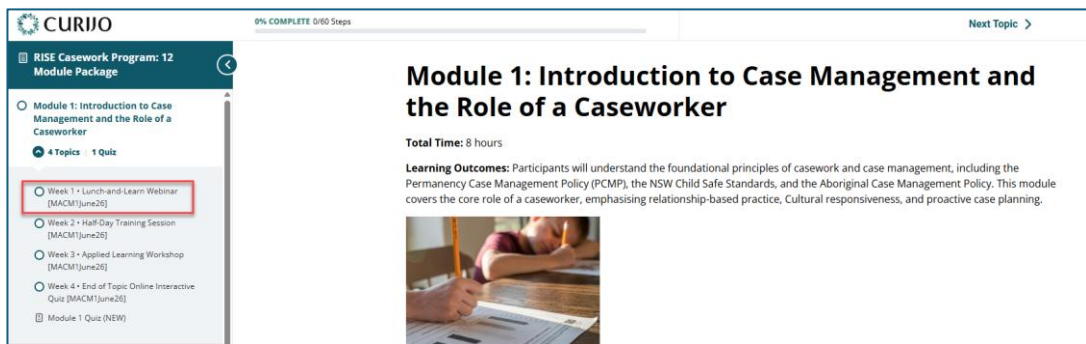
3. Click on 'My Courses' and then navigate to the 'RISE Casework 12 Module Package Course'.



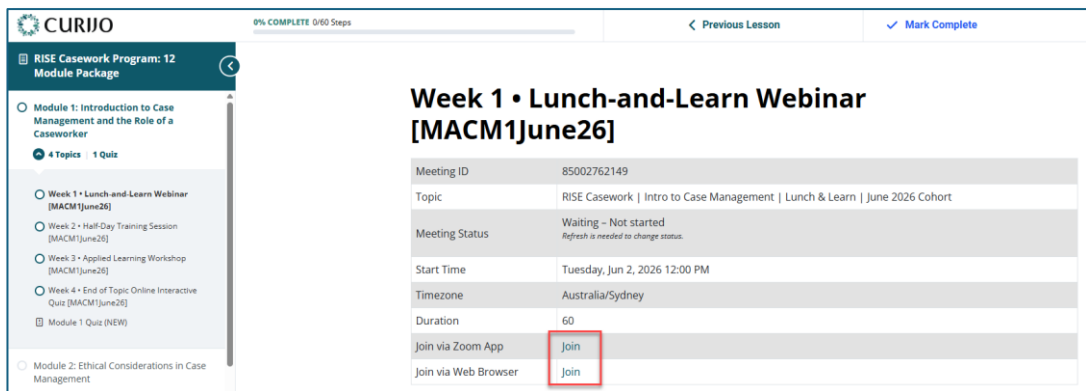
4. Click on Module 1: Introduction to Case Management and the Role of a Caseworker.



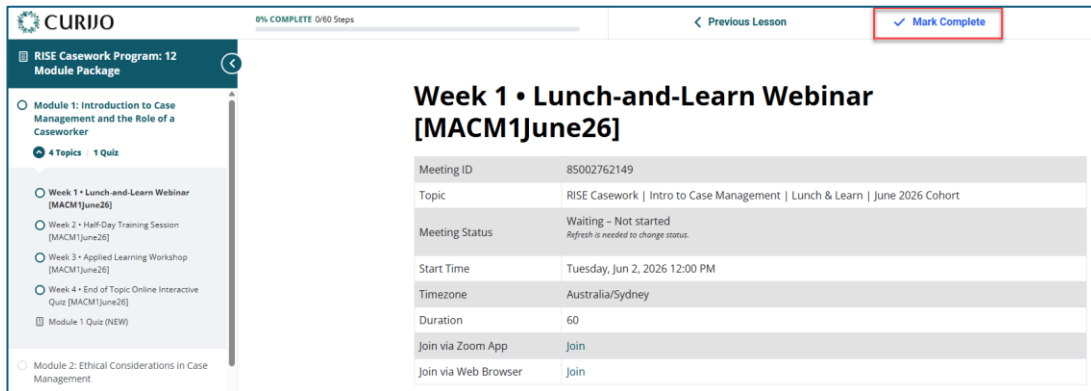
5. Click on Week 1: Lunch and Learn Webinar.



6. Click on one of the Join links.



7. After the session is complete, click on 'Mark Complete'.



8. Repeat steps 5-7 for each of the weekly sessions.





Frequently Asked Questions (FAQs)

[Click on this link to view Frequently Asked Questions](#)

Stay Connected

Thank you for participating in the training. We appreciate your commitment to ongoing learning, reflection, and culturally safe practice.

To stay up to date with future training opportunities, resources, and updates, connect with us through the links below:

-  Facebook – Like our page and feel free to leave a rating and your testimonials
-  LinkedIn – Follow and connect with us
-  Instagram – Follow our page and leave your testimonials
-  Website – www.curijo.com.au

